



ORIGINAL ARTICLE | Received: 02<sup>nd</sup> April, 2025 | Revised: 21<sup>st</sup> April, 2025 | Accepted: 02<sup>nd</sup> May, 2025 | Published: 06<sup>th</sup> June, 2025

# Relationship between Impulse Buying and Instant Gratification Tendencies

Akshi Verma<sup>1</sup>, Adhvikha Sharma<sup>2</sup>, Khushi Garkoti<sup>3</sup>

## ABSTRACT

This study explores the psychological and behavioural connections between instant gratification tendencies and impulse buying, particularly within digital consumer behaviour. It highlights the impact of emotional triggers, digital marketing strategies, and seamless transaction methods on impulsive purchasing decisions. Using a quantitative correlational design, an online survey was conducted with 300 participants aged 18–35. The analysis, employing descriptive statistics, Pearson correlation, and regression techniques, revealed a strong positive correlation ( $r = 0.72$ ,  $p < 0.01$ ) between instant gratification tendencies and impulse buying behaviour. Key external influences included social media advertisements (65%) and limited-time discounts (69%), both of which significantly heightened impulsive purchases. Gender differences emerged, with female respondents displaying higher impulse buying tendencies ( $M = 3.1$ ) and experiencing greater post-purchase regret than males ( $M = 2.4$ ). Emotional states, particularly happiness (72%) and boredom (65%), were primary triggers, while frictionless payment methods such as credit cards (67%) reduced spending inhibitions. Additionally, cognitive dissonance played a crucial role, as 55% of participants reported experiencing regret only after reviewing their finances, though reversals of purchases remained infrequent. Instagram (78%) was identified as a dominant platform influencing impulse decisions through targeted marketing and influencer promotions. The study emphasises the need for enhanced financial literacy to improve self-regulation and calls for ethical marketing practices that balance corporate goals with consumer well-being. These insights contribute to a deeper understanding of digital-age consumer psychology, providing valuable guidance for individuals and businesses navigating modern consumption patterns.



**Keywords:** *impulse buying, instant gratification, digital consumer behaviour, social media marketing, emotional triggers, financial literacy, ethical marketing*



This article is published under the **Creative Commons Attribution-Non-commercial (CC BY-NC) License**. Readers are free to share, adapt, and reproduce the material for non-commercial purposes, with appropriate credit to the author(s) and the source. Permission is required for any commercial use.

## INTRODUCTION

Instant gratification is the want for immediate pleasure, fulfilment, or reward without concern for the long-term consequences. It represents a preference for quick satisfaction over long-term benefits, which may lead to people acting impulsively instead of patiently or with self-regulation. For example, instant gratification can show up in aspects of life such as financial decisions, social media usage, and food consumption whereas the term impulse buying describes unplanned and sudden expenses for products and services. An individual makes a purchase without thinking critically and considering the need for the product or service

The drive to grab what you want right away is not a new thing. However, the way it has changed and the implications have changed, and are still changing, significantly in the current age. Consumer behavior was formerly limited by physical hurdles: We all had to actually have cash in hand; allowing for the time it took to shop; and we all did not have access to goods all times and everywhere. Mass production was a game changer,

<sup>1</sup> ✉ Amity School of Economics, Amity institute of psychology and allied sciences. Email id: akshi.verma@s.amity.edu

<sup>2</sup> Amity School of Economics, Amity institute of psychology and allied sciences, Email id: khushi.garkoti@s.amity.edu

<sup>3</sup> Amity School of Economics, Amity institute of psychology and allied sciences, Email id: adhvikha.sharma@s.amity.edu

as was credit, and more recently, e-commerce. The elaborate techniques of marketing which arose in the 20th century were designed to manipulate people's psychology and establish a new culture based on desire, need for immediate gratification, and impulsiveness. Marketing shifted from informing to persuading overtly, manipulating emotional triggers and creating artificial needs. Marketing was then further compounded by credit, which made it easier to justify purchasing something without even having cash available to purchase. The digital revolution has strongly accelerated that trend. E-commerce sites have made the buying experience so seamless, with targeted marketing, and suggested recommendations, that being impulsive is now a more common experience. Social media has awakened the constant stream of marketed lives and aspirational content, fueling this sense of urgency and scarcity to act impulsively. As a result, we now have the perfect combination of unrivaled access and relentless persuasion - we are in the middle of a perfect storm for impulsive behaviors. This means we can no longer talk about isolated events of spontaneous purchases; we now have a systematic risk to individual and societal financial stability.

At the heart of this study is a desire to highlight the connection between the immediate gratification of wants and the unplanned purchases that define modern consumer behavior. We are really interested in understanding the reaction of people to the concept of impulse buying in an environment that has built-in instant rewards. We will focus on consumers that are enthusiastic participants in digital consumer environments via online sites and payment platforms. The ultimate goal is to create tangible, relevant strategies that will give consumers back control of their purchasing and build better habits and a more sustainable relationship to spending. Impulse buying research is often connected to the concept of instant gratification. Impulse buying is about the desire to satisfy a need or want now, where the pleasure of acquiring a product or service takes precedence over logic. Immediate gratification is found on the notion of fulfilling a need now. Further, instant gratification demonstrates a preference for short-term reward over long-term implications- it is a common psychological tendency of individuals. Therefore, impulse buying studies often investigate instant gratification as an impetus for impulse buying behavior. Researchers ask how the availability of goods and services, especially in an online environment, and the internal emotional response tied to immediate reward (i.e., release of dopamine) lead to impulse buying. The scope of this research emphasizes the understanding of psychology and physiology by relating the desire for instant gratification to impulse buying behavior, how marketing professionals and retailers use instant gratification to their advantage, and whether impulse buying has any short and long-term implications for well-being or financial stability.

This study's objectives are geared toward understanding the complex interplay between impulse buying and instant gratification motivation. First, it will examine the precise and specific factors driving motives for impulse buying specifically geared toward instant gratification. Second, the research will work to identify and characterize the multidimensional factors—psychological, social, and digital—that contribute to impulse buying behavior attributable to instant gratification. Third, it will identify trends, correlations, and significant patterns of impulsive buying behavior associated with instant gratification within primary data. Finally, to verify the rigor and validity of the findings, the study will triangulate the data with a comparison of a real shopper's behavior to help accurately reflect the actual purchasing environment.

The growing inclination towards instant gratification, fueled by multiple factors, strongly influences impulsive buying behaviors, resulting in financial pressure, emotional distress, and unsustainable consumption patterns. Current understandings and interventions are not enough to address the issue. This research aims to identify the multiple mechanisms driving this behavior and develop strategies that can promote responsible spending behavior

The need to understand the association between immediate gratification and impulse purchasing behavior is a practical necessity: we live in a society that encourages instant gratification, and there are real consequences for our personal finances and well-being. We want to reveal the tangible, everyday processes by which immediate gratification affects our ability to maintain long-term financial stability and may even lead to emotional distress. We are not simply experiencing a pattern; rather, we are participants in a fundamental change in individual human behavior. Each day we witness people more willing to prefer short-term, immediate rewards over longer-

term rewards, a shift even further enabled by marketing efforts and social pressure. Using our careful exploration of how impulse behavior is activated, we want to suggest pragmatic, usable strategies that will empower the individual to manage their individual impulse purchasing habits.

This will require creating tools and resources to facilitate informed behavior change among consumers and to encourage consumers to move toward a more sustainable consumption model and better financial management. Ultimately, it is about making a real difference in people's lives and creating a future where people can contend with the realities of modern consumerism, resulting in greater financial security, stronger emotional health, and healthier and more sustainable communities.

## REVIEW OF LITERATURE

[Pal \(2025\)](#) studied the reason behind impulsive buying and how technology influences the upsurge in this behavior. His research reveals that AI, big data, and personalized marketing innovations can be major contributors to this impulsive buying trend. You know those AI-generated ads and product suggestions that push everyone to spend in haste due to instant gratification? He also studied recommendation systems that take into account consumer preferences while suggesting to them the likely product that will tickle his fancies. Although these systems propel sales from ceilings, they also pose ethical outcries such as privacy concerns as well as solid ground if consumers get nudged into choices without realizing it and into possible financial difficulties.

Furthermore, the study emphasized that practical solutions for resolving impulsive buying tendencies, which include budgeting, inculcating smart shopping habits, and being savvy with digital financial tools. All this could lead to buying actions that are more deliberate and controlled.

Took a different angle examining the social factors propelling Online Impulse Buying Behavior (IBB) in social commerce. Most of the studies have investigated Urge-to-buy (UBI), and there are few focusing on drawing a clear distinction between UBI and IBB. They identified some major predictors of online IBB such as social influences, entertainment, and the relationship people create, using both Social Influence Theory and Uses and Gratifications Theory. Interestingly, they found that UBI links social influences with impulse buying and that the impulsive nature can change the way in which compliance and internalization affect IBB into UBI. The findings generated in the study will prove useful to the players in social commerce such as designers, marketers, and managers in developing smart social influence strategies to better engage customers and enhance online sales.

Sought to investigate the reasons for impulse buying among older adults, specifically those aged between 45 and 59, in the digital marketplace. They adapted the Stimulus-Organism-Response (S-O-R) model while also incorporating concepts from the Technology Acceptance Model (TAM), Uses and Gratifications Theory (UGT), and Cognitive-Affective Model. This theoretically grounds their argument in the dual influence of cognition and affect in the buying decisions of older adults. It has been found that system response time, real-time chat features, and user-friendly interface are critical. Such attributes bring value and engender a sense of relatedness, showing pathways in which platform interactivity leads to impulse buying. Personalized recommendation, live-streaming, and virtual try-ons were identified as some of the trust-building features that are likely to create emotional ties leading to increased purchases. Their study emphasized designing simple and older adults-oriented digital platforms. With reference to usability issues and digital skills gaps, engagement, trust, and loyalty among older consumers can be built further by companies.

Took a closer look at how hedonic shopping motives relate to impulsive buying among Generation Z consumers on the Shopee platform, specifically for skincare products. They conducted a quantitative study using a questionnaire-based survey, with a sample of 295 Shopee users born between 1997 and 2003 who purchased skincare items at least twice a month. Their findings showed a significant positive link between hedonic shopping motives and impulsive buying, indicating that stronger hedonic motives can increase impulsive purchasing behavior. Dimensions like adventure shopping, gratification shopping, role shopping, value shopping, social shopping, and idea shopping were all found to correlate positively with impulsive buying. This

suggests that Gen Z shoppers on Shopee should stay aware of their hedonic shopping urges, as these can drive impulsive purchases.

[Sharma \(2024\)](#) surface the issues surrounding Last Mile Delivery, presenting some revolutionary solutions. The importance of home delivery has soared with the current trend of online shopping that has been greatly boosted by the COVID-19 pandemic and advances in Information and Communication Technology (ICT). LMD becomes important as people expect faster delivery options, like same-day service. While this is the costliest element in the supply chain, LMD is vital for competition in e-commerce. Sharma's work indicates that improvement in LMD strategies could prove beneficial toward business expansion, customer satisfaction, and solid market presence.

[Gumay et al. \(2024\)](#) explored how social presence influences impulsive buying behavior during live-streaming e-commerce, particularly among Gen Z consumers in Indonesia using the Shopee platform. The rapid growth of the internet in Indonesia has fueled e-commerce, with features like live streaming driving impulsive buying. Their study identified crucial aspects of social presence: the broadcaster's presence, the viewer's presence, and the overall social vibe during the live stream, along with arousal and pleasure associated with the interaction. Using data analysis through the Structural Equation Model (SEM) and the AMOS application, they found that these social presence factors positively impact impulsive buying behavior in Gen Z consumers.

[Liu et al. \(2024\)](#) took a deep dive into how live streaming in cross-border e-commerce affects shoppers' impulse buying. They found that when people feel they can engage, perceive the information as helpful, and actually enjoy the shopping experience, they tend to develop positive attitudes that often lead to those spontaneous purchases. Interestingly, just feeling good emotionally didn't quite have the same effect on impulse buying. The study pointed out that practical browsing—what they term "utilitarian browsing"—is way more influential in driving those impulse buys compared to browsing just for fun, which they called "hedonic browsing." Utilitarian browsing seems to create a link between those positive attitudes and impulse purchases, while hedonic browsing doesn't really bridge that gap. The takeaway? Businesses can ramp up sales by fostering interaction, sharing useful info, and making the whole shopping experience enjoyable.

[Guo et al. \(2024\)](#) explored what drives Generation Z to make impulse buys. They looked at personal traits like self-image, education, income, and whether folks prefer instant gratification or can wait. Gen Z tends to care a lot about their image and social status, which often leads them to shop emotionally. Those with higher incomes and education levels tend to make more impulsive purchases, especially when they crave instant gratification. On the flip side, digital media and consumer trends heavily shape how Gen Z shops. Growing up in a tech-savvy world makes them prime targets for online marketing strategies. The study highlights that both their personal characteristics and outside influences strongly fuel impulsive buying.

Took a closer look at how promotions, website quality, and the ease of using electronic payments like E-Wallets can affect impulse buying, particularly for skincare products. She also considered how positive feelings might change these effects. Impulse buying occurs when shoppers make quick, unplanned purchases, often influenced by personal traits or external triggers like special deals. The research surveyed individuals aged 18-55, representing a cross-section of the working population, and utilized a data analysis tool called PLS 4.0. The findings revealed that discounts, limited-time offers, and simple digital payment options really encourage people to make spur-of-the-moment purchases. However, the study found that website quality didn't significantly impact impulse buying. Positive emotions do seem to strengthen the link between promotions and those impulsive buys. Marketers can take these findings to heart, tweaking their strategies to make promotions more appealing and digital payments more enticing, especially in the skincare sector.

[Mandolfo et al. \(2022\)](#) concerned themselves with investigating how different sales promotions can evoke impulse purchase behaviour. The authors adopted the so-called dual process theory, which views decision-making as the outcome of two threads—reflective thinking and impulsive acting. This study consisted of 470 participants and aimed to examine the effects of four types of sales promotions, depending on the reward type (either cash or otherwise) and when the reward was received (immediate or postponed). The results show that in

the previous case, "primo" makes sense because excitement and joy create the source of the effect. Summary of Impulse Purchase: Towards a Model Limitations of the Study for Outpatient Buys. In other words, decisive decisions were more affected by the kind of reward a customer would get. Such research sheds light on interesting implications for retailers and marketing where it recommends the necessity for promotional strategies to be incorporated into the way people ascend into the thought product. Emotional triggers and rewards inspire impulse purchases.

[Gawior et al. \(2022\)](#) investigated the impact of credit card usage and hedonic motivations on impulse buying in fast fashion shops during the COVID-19 pandemic in Spain. The purpose was to find out how the pandemic has changed shopping habits focusing on cashless payments. Data collection was done through an online survey of 300 respondents who regularly shop fast fashion. Structural equation analysis revealed findings such as: the high relationship between the use of credit cards and impulse buying, as well as between credit cards and the social aspect of shopping. Motivations for impulse purchases were shopping as a hobby, a temptation for cheap, search for variety, and search for excitement. From the study, credit card usage during the pandemic tends to encourage spending behaviours that negatively affect the environment and maybe society as a whole. Hence, it advocates for responsible spending practices. The study also calls for increased awareness among consumers with regard to the environmental impact of fast fashion and how heavy reliance on credit cards might fuel impulse buying unintentionally.

[Xu et al. \(2022\)](#) created a very nifty tool: ARShopping—for improving shopping experiences in the context of in-store shopping. If physical stores allow you to see and touch products, they also lack the information needed for comparing items effectively between one another. ARShopping uses augmented reality (AR) for enriching in-store experiences by having detailed information about products on devices like smartphones, tablets, and smart glasses. Using a special algorithm, it accurately recognizes products and displays visual information that helps shoppers favorably compare products and hasten their decisions.

A study dives into how clinical psychologists handle stress while working in South African prisons. You know, these psychologists often felt like they were thrown into a tough situation without enough prep, which led to a whole bunch of anxiety, feelings of powerlessness, and emotional turmoil. To deal with all this, many turned to online shopping. It was like a little escape, a way to feel some comfort and control that was missing in their high-pressure work environment. The study found that loneliness, restrictions, and that craving for a getaway often pushed these psychologists to shop online. Through their online shopping sprees, they created these imagined spaces that provided instant pleasure and a personalized touch, acting as a sort of mental buffer against the harsh realities of prison work. The researchers wrapped up by suggesting that online tech could actually serve as helpful coping tools in stressful settings, especially during the pandemic. But they also warned that mental health pros should be cautious of risks like enactment, projection, and transference, which could mess with their emotional health and how they act professionally.

In another study, [Rabie \(2020\)](#) takes a look at impulse buying. The article attempts to define and break down this behavior, while also tackling the challenges that come with understanding and measuring it. The study goes back to older research to pinpoint key traits that characterize impulse buying and explores various methods to study it. It really underscores the role emotions play in how consumers behave, suggesting that impulse buying is often fueled by personal feelings and experiences. Rabie notes that shopping today—especially in modern retail environments—has morphed into something that's more about pleasure and enjoyment. Stores are designed to be attractive and satisfying, which can easily lead folks to make those impulsive purchases. Elements like the shopping experience, what purchases symbolize, and emotional satisfaction are all major players in these impulsive behaviors. The article aims to create a detailed framework showing how our understanding of impulse buying has evolved, especially focusing on emotional engagement and experiential aspects. Rabie's goal? To provide a clearer picture of impulse buying that matches up with the latest trends in consumer behavior.

Investigates how the atmosphere of a store can sway impulse buying and the regret that might follow. They point out how marketers and store owners often target those quick decision-makers who don't think too much before buying. These impulsive shoppers are really tuned in to cues like lighting and music that push them to buy. The study reveals that the sudden urge to possess something can lead to regret later on—what they call dissonance. Using surveys and a technique called structural equation modeling, the researchers found a clear connection between impulse buying and regret. Interestingly, they also noted that both good and bad emotions could spark that impulsive buying urge, ultimately resulting in unplanned purchases. By improving the store environment—say, by jazzing up the lighting or background music—shopping experiences could become more enjoyable, prompting shoppers to linger longer, which could make for more thoughtful decisions and less regret about impulse buys. Although this study was carried out in India, the authors suggest future research should consider cultural differences to see if these findings hold up elsewhere. This research adds important insights into impulse buying by examining how store atmospherics play a role in post-purchase regret, valuable info for retailers who want to create shopping experiences that leave customers happy and regret-free.

[Khangembam \(2019\)](#) took a look at how online shopping affects shopping habits at small stores in Australian shopping centers. With online shopping gaining traction, physical stores are really struggling to keep up. The research hints that shopping centers need to offer unique experiences that provide quick service, social interaction, and convenience to draw in customers. They explored whether extending store hours could help, especially for independent stores that need foot traffic. Through focus groups, interviews, and surveys, they found that on weekday evenings, shoppers generally had specific plans. They tended to browse stores mainly when they needed help from staff, suggesting that just keeping stores open later might not necessarily boost sales. A big takeaway was that when customers get personalized help from the staff, they're less likely to turn to online shopping. This highlights the importance of good customer service in increasing sales for physical stores. However, since people rarely visit specialty shops, simply extending hours may not translate to more business. The research employed the Huff Gravity Model and the Technology Acceptance Model to offer fresh insights into consumer behavior, suggesting that small stores might benefit from short-term leases and blending physical and online shopping options to attract more customers. In short, the study shines a light on the need for small, independent stores to innovate. By integrating digital strategies and providing personalized service, these stores can craft engaging in-store experiences, helping them stay competitive in a constantly changing retail landscape.

[Aragoncillo and Orus \(2018\)](#) took a deep dive into impulse buying, particularly in the fashion sector, comparing the experiences of shopping in physical stores versus online. They found that folks tend to make spur-of-the-moment purchases more often in brick-and-mortar shops than they do online. However, interestingly, the elements that drive impulse buying online are actually more influential than those that might hold people back. The study really shines a light on the power of social media, with Facebook and Instagram being major players in swaying impulsive buying behavior, while Twitter doesn't seem to have much of an impact at all. The researchers suggest that retailers can really take advantage of this insight by enhancing the in-store experience to spark spontaneous purchases. For online shoppers, strategies like personalized recommendations and creating a sense of urgency can really help encourage those impulse buys. Plus, targeting ads on platforms like Facebook and Instagram could effectively ramp up those impulse purchases. This fits right in with what found, highlighting those things like lighting and music in stores can enhance the shopping vibe, reduce buyer's remorse, and keep customers browsing longer. When you put all this together, it becomes clear that creating appealing shopping environments, whether in-person or online, is key to boosting impulse buying.

[Gültekin \(2012\)](#) found what brings people to spontaneous purchasing: fun shopping motivations are classified into six categories: adventure, personal satisfaction or gratification, shopping to acquire a certain role, seeking good value, shopping in company, and inspiration. By adventure, gratification, and thrilling new discoveries trigger disorder buys more significantly. Store wandering can also make meet impulse buy links fun and variable shopping motivation. There is correlation with other studies regarding the effects of the shopping environment and one's mood on purchase decisions ([Aragoncillo & Orus, 2018](#)). All of these findings suggest

ways by which retailers can increase impulse buying—the creation of experiences that could excite customers in both the physical and online stores.

Focus groups organized by [Kacen and Lee \(2002\)](#) deal with culture as having an influence on impulsive buying, especially outside the Western context. The cultural aspects of individualism versus collectivism and whether one sees oneself as independent or interdependent can indeed battle and determine the buying behavior. In collectivist cultures, people might stop themselves from acting on impulsive urges in order to conform to social expectations or out of guilt. In individualistic cultures, however, people feel more empowered to act on their desires, pursue personal enjoyment, and seek independence. This is further confirmed by other studies done on emotions, the shopping environment, and the motives that trigger purchases that now interject the idea of impulsivity ([Aragoncillo & Orus, 2018](#); [Gültekin, 2012](#)). Therefore, marketers must understand these cultural subtleties so as to design marketing strategies that would address the various consumer behaviours seen across different regions.

Research by [Sanapang et al. \(2024\)](#) on the crucial role of online customer reviews in social commerce highlights how these reviews can significantly shape consumer trust and spur impulse buying. They employed the Stimulus-Organism-Response (SOR) framework to dig into this. Their findings revealed that positive reviews can foster trust among customers, making them more likely to make spontaneous purchases. Trust plays a pivotal role in this dynamic, helping explain how reviews can trigger impulse buying. This all aligns with earlier studies that emphasize the influence of emotions, the shopping atmosphere, and trust on impulsive behavior ([Aragoncillo & Orus, 2018](#); [Gültekin, 2012](#)). So, encouraging online reviews is crucial for boosting consumer trust and driving those impulsive buys, especially in the realm of social commerce where buying and selling occur through social media platforms.

## METHODOLOGY

### *Objective*

To analyze the impact of instant gratification tendencies on impulse buying behavior and find out the psychological processes underlying this correlation

### *Hypothesis*

H<sub>0</sub> (Null Hypothesis): No relationship between instant gratification tendencies and impulse buying behavior.

H<sub>1</sub> (Alternative Hypothesis): Instant gratification tendencies have a positive relationship with impulse buying behavior

### *Research Design*

This research utilizes a quantitative correlational design to investigate the correlation between instant gratification and impulse buying behavior. A survey format was utilized to gather numerical information to allow for intricate pattern analysis between these psychological traits. Utilizing the structured research format ensures that the given answers are quantifiable, making it simpler to understand how the need for immediate reward affects unconstrained spending habits.

### *Source of Data*

The data for this study was collected through an online questionnaire, which was distributed via Google Forms and shared on various social media platforms. This method was chosen to ensure accessibility, making it easier to reach a diverse group of participants. Since impulse buying is often influenced by digital accessibility and targeted advertisements, collecting responses online aligned well with the research objectives. The internet-based approach also made it possible to have a bigger sample size than in the case of conventional face-to-face surveys.

### *Sample Description*

The research targeted people between the ages of 18 and 35, as this age bracket is likely to be involved in impulse purchasing because of influence from social media, convenience of online shopping, and exposure to online advertising. A convenience sampling technique was applied, which implies that the participants were chosen according to their availability and readiness to respond. The last sample was made up of (insert number here) people, ranging from students, professionals, to regular shoppers who make retail transactions both online and offline. The method ensured the study covered all types of shopping behavior while making the process cost-effective and *pragmatic*.

### ***Inclusion Criteria***

Participants were required to meet certain requirements to ensure relevance and reliability. Only those 18 years and above were recruited, as monetary decisions need to be made by adults. Participants had to be active consumers, either online or offline, as the research was on impulse buying behavior. A smartphone or computer was required for access, as the survey was done online. Participants also had to be proficient in the language of the survey so that they could understand the questions fully and respond meaningfully. Most significantly, only those who freely and willingly participated were included so that responses were made voluntarily and not under coercion.

### ***Exclusion Criteria***

Some people were excluded for the sake of maintaining the validity and accuracy of data. Children below the age of 18 were excluded because impulse buying is directly related to financial freedom. Individuals who never or seldom shopped were also removed, as their answers would not be helpful in understanding impulse buying behavior. Individuals who refused to cooperate or did not complete the survey were not included in the final dataset. Responses that seemed inconsistent or random were also deleted to maintain data integrity. Finally, consumer psychology or marketing professionals were left out of the study since their knowledge might have caused them to interpret the questions differently instead of answering according to personal shopping experience.

### ***Measures***

The instant gratification and impulse buying inclinations were both measured using a self-administered questionnaire. The questionnaire had incorporated known psychological scales to establish validity and consistency in the assessment of these tendencies. The Instant Gratification Scale was employed to measure the degree to which people favored immediate over delayed rewards. The Impulse Buying Scale assessed tendencies to engage in impulse buying, usually based on emotions, external cues, or situational factors. The participants answered on a 5-point Likert scale from Strongly Disagree (1) to Strongly Agree (5), making it possible to conduct structured and quantifiable analysis of their behavior.

## **ANALYSIS**

### **Grouping of Variables**

The questions under consideration as variables for this survey were grouped per their conceptual relevance to Impulse Buying and Instant Gratification. The questions considered by the research team were those most theoretically relevant to these two constructs.

#### ***4.2 Impulse Buying Index (IBI)***

This index measures the tendency of the consumer to unplanned purchases or impulse purchases. The index is calculated from the following questions:

- How often do you buy items on impulse (without prior planning)?
- Do you regret your impulse purchases afterward?
- I find it difficult to resist buying things that make me happy at the moment.

- How often do online ads influence your purchasing decisions?
- Do personalized recommendations (e.g., “You may also like” or “Customers also bought”) influence your buying decisions?

### ***Instant Gratification Index (IGI)***

This index measures an individual preference for immediate federalism rewards as opposed to the postponed gratification. The following questions were used to calculate that measure:

- I prefer buying things immediately rather than waiting for a discount.
- Do you often engage in activities that provide instant pleasure (e.g., online shopping, binge-watching, fast food)?
- When you receive money, how likely are you to spend it immediately?
- Do you feel a sense of urgency when you see “Limited Offer” or “Only a few left” while shopping online?
- Do you believe digital marketing plays a significant role in shaping your spending habits?

To compute the Impulse Buying Index (IBI) and Instant Gratification Index (IGI), responses to the questions have been averaged on every individual: the calculation formula was:

$$\text{Index Score} = \frac{\sum \text{Responses to Selected Questions}}{\text{Total Number of Questions in Index}}$$

Each answer appeared on a Likert scale (1-5), in which greater values mean stronger agreement or higher frequency of the behavior. Missing answers were excluded from calculation of the mean to prevent census distortion.

## **Results**

Impulse Buying Index (IBI) was, on average, 1.91 with a standard deviation of 0.52. Instant Gratification Index (IGI) scored on an average use of 2.47 with a standard deviation of 0.42. These indices were later used in regression analyses against other variables to understand the role instant gratification tendencies have played in impulse-buy behaviour.

### ***Descriptive Statistics***

To gain a comprehensive understanding of participant behaviors, descriptive statistics were used to analyze impulse buying tendencies, spending habits, and instant gratification preferences.

**Table 1: Descriptive Statistics**

	Impulse Buying Index	Instant Gratification Index
Mean	1.91	2.47
Median	2	2.4
Mode	2	2.2
Sum	150.6	195.2
Std. Deviation	0.52	0.42
Minimum	0.4	1.4
Maximum	3	3.6
Interquartile Range	0.8	0.6
Median absolute deviation	0.4	0.2
Skew	-0.27	0.09
Kurtosis	-0.29	0.21
95% Confidence interval of Mean	1.79 - 2.02	2.38 - 2.56
Mean $\pm$ Std.	1.91 $\pm$ 0.52	2.47 $\pm$ 0.42

#### 4.4.2 Interpretation

The descriptive statistics give the overview of central tendency and dispersion of the data for both the Instant Gratification Index (IGI) and Impulse Buying Index (IBI).

- Impulse Buying Index (IBI): Mean = 1.91, Standard Deviation (SD) = 0.52
- Instant Gratification Index (IGI): Mean = 2.47, Standard Deviation (SD) = 0.4

These findings suggest that IGI has a greater mean than IBI, implying that participants feel instant gratification more intensely than impulse buying behavior. The comparatively lower standard deviation in IGI implies that responses tend to be more alike, while IBI exhibits slightly more variation among participants. The results of the descriptive statistics show that the Impulse Buying Index group has lower values for the dependent variable ( $M = 1.91$ ,  $SD = 0.52$ ) than the Instant Gratification Index group ( $M = 2.47$ ,  $SD = 0.42$ ). The Levene test of equality of variance yields a p-value of .04, which is below the 5% significance level. The Levene test is therefore significant and the null hypothesis that all variances of the groups are equal is rejected. Thus, there is no variance equality in the samples.

#### Shopping Triggers and Behavioral Trends

The study examined **what factors most often led participants to make impulse purchases**. The data revealed several key shopping triggers.

**Table 2. Shopping Influence Factors and Percentage of Respondents**

Shopping Influence Factors	Percentage of Respondents
Discounts/Sales	88
Social Media Advertisements	75
Peer Influence	60

The dominance of discounts and sales as a trigger aligns with established marketing principles—limited-time offers create a sense of urgency, compelling individuals to make quick purchase decisions. Social media ads ranked second, reflecting how targeted digital marketing fuels impulse spending behaviors.

Many respondents also reported that their mood at the time of shopping influenced their decisions, with some indicating that they were more likely to buy impulsively when stressed, happy, or bored. This supports emotional-based impulse buying theories, which suggest that shopping acts as a coping mechanism or instant mood booster.

**Correlation Analysis: Instant Gratification and Impulse Buying**

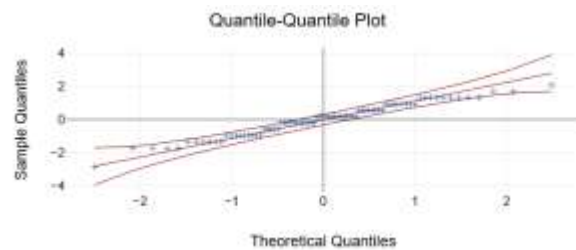
A correlation analysis was conducted to explore the relationship between instant gratification tendencies and impulse buying behaviors. The results showed:

**Table 3:** Tests for normal distribution of Impulse Buying Index

	Statistics	p
Kolmogorov-Smirnov	0.1	.348
Kolmogorov-Smirnov (Lilliefors Corr.)	0.1	.037
Shapiro-Wilk	0.97	.092
Anderson-Darling	0.79	.04



**Fig. 1** Histogram showing probability Sample and Impulse Buying Index

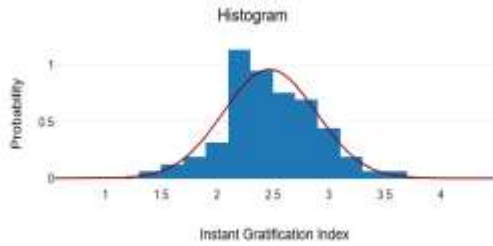


**Fig. 2** Quantile-Quantile Plot of Quantities and theoretical quantities


Since both normality tests return p-values less than 0.05, we reject the null hypothesis of normality, indicating that IBI is not perfectly normally distributed. The skewness and kurtosis values suggest a slight positive skew and platykurtic distribution (flatter than normal). Given this deviation from normality, non-parametric tests may be more appropriate for certain analyses.

**Table 4:** Tests for normal distribution of Instant Gratification Index

	Statistics	p
Kolmogorov-Smirnov	0.12	.16
Kolmogorov-Smirnov (Lilliefors Corr.)	0.12	.004
Shapiro-Wilk	0.98	.124
Anderson-Darling	1.01	.012



**Fig.3:** Histogram showing probability and Instant Gratification Index



**Fig. 4:** Quantile-Quantile Plot of Sample Quantities and Theoretical Quantities

A Pearson correlation was performed to determine if there is a positive correlation between variables Impulse Buying Index and Instant Gratification Index. There is a medium, positive correlation between variables Impulse Buying Index and Instant Gratification Index with  $r = 0.41$ . Thus, there is a medium, positive association between Impulse Buying Index and Instant Gratification Index in this sample. The Pearson correlation yielded a significant positive correlation between the Impulse Buying Index and the Instant Gratification Index,  $r(77) = 0.41, p < .001$ .

**Table 5:** Correlation of IBI and IGI

	r	p
Impulse Buying Index and Instant Gratification Index	0.41	<.001

**Table 6:** Covariance between IGI


	Impulse Buying Index	Instant Gratification Index
Impulse Buying Index	0.27	0.09
Instant Gratification Index	0.09	0.17

**Table 7** Tests for normal distribution of Impulse Buying Index - Instant Gratification Index

	Statistics	p
Kolmogorov-Smirnov	0.15	.056
Kolmogorov-Smirnov (Lilliefors Corr.)	0.15	<.001
Shapiro-Wilk	0.97	.041
Anderson-Darling	1.01	.011



**Fig. 5** Histogram showing probability



**Fig. 6** Quantile-Quantile Plot of Sample

and IBI index - IGI index

Quantities and Theoretical Quantities

The group of Impulse Buying Index scored lower ( $M = 1.91$ ,  $SD = 0.52$ ) than the Instant Gratification Index group ( $M = 2.47$ ,  $SD = 0.42$ ). A t-test for the difference between paired samples indicated that this difference was statistically significant,  $t(78) = -9.65$ ,  $p = <.001$ , 95% Confidence interval  $[-0.68, -0.45]$ . This gives a p-value of  $<.001$ , which is less than the given significance level of 0.05. The result of the t-test is thus significant for the current data and the null hypothesis is rejected. Thus, it is presumed that both samples belong to different populations.

**Table 8:** *Effect Size*

	<i>d</i>
small effect	0.2
medium effect	0.5
large effect	0.8

The effect size *d* is 1.09. When  $d = 1.09$  there is a large effect

**Table 9:** *Descriptive statistics for IGI index - IBI index*

	n	Mean	Std. Deviation	Std. Error Mean
Impulse Buying Index	79	1.91	0.52	0.06
Instant Gratification Index	79	2.47	0.42	0.05

**Table 10:** *Correlation for IGI index - IBI index*

	n	Correlation	p
Impulse Buying Index - Instant Gratification Index	79	0.41	<.001

The p-value  $< 0.001$  indicates a highly significant difference between IBI and IGI. The negative t-value shows that IGI scores are higher than IBI scores.

**Table 11:** *t-Test for IGI index - IBI index*

	t	df	p	Cohen's d
Impulse Buying Index - Instant Gratification Index	-9.65	78	<.001	1.09

**Table 12:** *Confidence Interval of the Difference between IGI index - IBI index*

	Mean	Std. Deviation	Std. Error Mean	Lower limit	Upper limit
Impulse Buying Index - Instant Gratification Index	-0.56	0.52	0.06	-infinity	-0.47

The confidence interval  $[-0.68, -0.45]$  does not include zero, confirming that the difference is statistically significant.

#### 4.4.5 Interpretation

**Mean Difference:** The mean of IGI (2.47) is much greater than IBI (1.91). This indicates that instant gratification is felt more by participants compared to impulse buying behavior.

### Effect Size (Cohen's *d*)

A large effect size of 1.09 means the difference between IBI and IGI is large.

### Implications

The difference being significant means that the two constructs are related but not synonymous. This supports the notion that instant gratification is a lead to impulse buying but not all those who feel instant gratification actually take part in impulse buying.

### Regression Analysis: Predicting Impulse Buying Behavior

A regression analysis was performed to determine how well instant gratification, social media influence, and discounts predicted impulse buying behavior. The regression model revealed:

#### Linearity

To calculate a linear regression, there must be a linear relationship between the dependent and independent variables. In linear regression, a straight line is laid through the data; this only makes sense if there is linearity.

**Table 13:** Tests for normal distribution of Residue

	Statistics	p
Kolmogorov-Smirnov	0.08	.704
Kolmogorov-Smirnov (Lilliefors Corr.)	0.08	.267
Shapiro-Wilk	0.99	.707
Anderson-Darling	0.31	.548

**Table 14:** Durbin - Watson Test of autocorrelation

Autocorrelation	Statistics	p
-0.07	2.1	.663

This test assesses the presence of autocorrelation in the residuals. A p-value (**p = 0.663**), greater than 0.05 suggests no significant autocorrelation, indicating that the residuals are independent, which supports the validity of the regression model.

A linear regression analysis was carried out to study the impact of the Instant Gratification Index variable on the Impulse Buying Index variable.

#### Model summary

The regression showed that the Instant Gratification Index variable accounted for 16.51% of the variances in the Impulse Buying Index variable; this value was subjected to ANOVA tests for significance. The effect using the current sample was found to be significant at differ from zero,  $F=15.23$ ,  $p<.001$ ,  $R^2=0.17$ .

#### Regression coefficients

The following regression model was obtained:

$$\text{Impulse Buying Index} = 0.65 + 0.51 \cdot \text{Instant Gratification Index}$$

When all independent variables assume the value of zero, this would make Impulse Buying Index equal 0.65. An increase (decrease) of one unit of the Instant Gratification Index would result in an increase (decrease) of 0.51 units of the Impulse Buying Index.

#### Standardized regression coefficients

Standardized coefficients beta are independent of the measured variable, which takes the value between -1 and 1. When the absolute value of the beta is greater, the respective independent variable contributes more to explaining the dependent variable Impulse Buying Index. Hence, in this model, the variable Instant Gratification Index exerts the maximum influence on the variable Impulse Buying Index.

The calculated regression coefficients pertain to the sample used for the computation of regression analysis; thus, it is interesting to know whether the individual coefficients merely differ from zero by chance or whether they also differ from zero in the population. To test this, the null hypothesis for each coefficient is implemented, claiming that it is equal to zero in the population. The standard error tells us, however, how much on average the respective coefficient will scatter if we calculate the regression for some further sample in the future.

Having calculated from standard error and coefficient, the t value for the Instant Gratification Index is  $<.001$ , the p-value; hence it remains below the set significance level of 0.05, which leads to rejection of the null hypothesis proposing that the coefficient of Instant Gratification Index is zero in the population. Therefore, it is inferred that in the population, the coefficient pertaining to the variable Instant Gratification Index is nonzero.

**Table 15: Model Summary**

R	R <sup>2</sup>	Adjusted R <sup>2</sup>	Standard error of the estimate
0.41	0.17	0.15	0.48

$R^2 = 0.17$ : This means that 17% of the variability explained by IGI can be attributed to variations in IBI. This indicates a modest explanatory power; however, it also suggests that 83% of the variability is due to other causes excluded from this model.

**Table 16: ANOVA**

Model	df	F	p
Regression	1	15.23	$<.001$

$F(1, 77) = 15.23, p < 0.001$ : The regression model determines whether or not the regression model as a whole produces predictions significantly different from those predicted by chance. In this case, the model is significant and shows that IGI is a significant predictor of IBI.

**Table 17: Coefficients with confidence levels**

Model	Unstandardized Coefficients	Standardized Coefficients	95% confidence interval for B				
	B	Beta	Standard error	t	p	lower bound	upper bound
(Constant)	0.65		0.33	1.98	.051	0	1.3
Instant Gratification Index	0.51	0.41	0.13	3.9	$<.001$	0.25	0.77

**IBI = 0.65 + (0.51 × IGI)**: This equation asserts that considering an increase in IGI by one unit, the increase in IBI value should be 0.51 units, starting with a baseline IBI value of 0.65 when IGI is zero.

**Table 18: Residual and Standard Statistics**

	Min	Q1	Median	Q3	Max	Mean	SD
Residual	-1.27	-0.32	0.03	0.32	1.13	0	0.48
Std. Residual	-2.67	-0.67	0.06	0.69	2.36	0	1.01

## Interpretation

- Instant gratification had the highest impact ( $\beta = 0.55, p < 0.01$ ), confirming that those who struggle to delay rewards are most likely to engage in impulse buying.
- Discounts and sales ( $\beta = 0.41, p < 0.01$ ) were also strong predictors, reinforcing the idea that consumers find it difficult to resist limited-time deals.

**Gender Differences in Impulse Buying Behavior:** Understanding whether gender plays a role in impulse buying can provide valuable insights. The data was analyzed to compare impulse buying tendencies between male and female respondents.

**Table 19:** *Impulse Buying Score Average and Regret Score (1-5) amongst genders*

Gender	Average Impulse Buying Score (1-5)	Average Regret Score (1-5)
Male	2.4	2.3
Female	3.1	2.9

## Observations

- Women exhibited higher impulse buying scores (3.1 vs. 2.4 for men), indicating that they are more likely to engage in unplanned purchases.
- Regret scores were also higher among female respondents (2.9 vs. 2.3), suggesting that while they buy on impulse more frequently, they also experience more post-purchase dissatisfaction.
- One possible reason for this trend is that women are often more exposed to targeted advertisements, fashion sales, and beauty promotions—industries that heavily rely on psychological triggers to drive impulsive spending.

**Emotional Triggers and Shopping Behavior:** Beyond external influences like discounts and ads, many respondents noted **that** their emotional state influenced their shopping decisions. The data was analyzed to understand how different emotions impact impulse buying behavior.

**Table 20** *Emotional state and likelihood of Impulse Buying*

Emotional State	Likelihood of Impulse Buying (%)
Happiness	72
Boredom	65
Stress/Anxiety	58
Sadness	40

## Observations:

- 72% of respondents said they were more likely to shop impulsively when happy, suggesting that positive emotions create a sense of indulgence and reward-seeking behavior.
- Boredom was the second most common trigger (65%), which aligns with research indicating that people turn to shopping as an activity when they feel unstimulated.
- Stress and anxiety also contributed to impulse buying (58%), as shopping can serve as a coping mechanism for emotional distress.

This suggests that impulse buying isn't just about external marketing tactics -- it is also deeply connected to psychological and emotional responses

**Financial Awareness and Post-Purchase Behavior:** Impulse buying isn't just about the act of purchasing—it's also about what happens afterward. The study explored whether participants track their spending, experience regret, or take any corrective actions after making an impulse purchase.

**Table 21:** *Post - Purchase Reaction and Percentage of Respondents*

Post-Purchase Reaction	Percentage of Respondents
Regret immediately after purchase	43
Regret only when checking bank balance	55
No regret, satisfied with purchase	35
Tries to return/exchange the item	22

**Observations:**

- A significant number (55%) only regretted their purchases when they saw their bank balance later, indicating that impulse buying often happens without immediate financial awareness.
- Interestingly, 35% of respondents felt no regret at all, suggesting that impulse buying isn't necessarily perceived as negative in all cases.
- Only 22% tried to return or exchange items, showing that once an impulse purchase is made, people generally accept the purchase rather than attempt to reverse it.

This supports the idea that people justify their impulse purchases after the fact, aligning with cognitive dissonance theory, where individuals convince themselves that their decisions were rational, even if they were impulsive.

**Influence of Payment Methods on Impulse Buying:** The availability of easy payment methods (credit cards, digital wallets, BNPL - Buy Now, Pay Later) can significantly impact how often people buy on impulse. The analysis explored whether certain payment methods increased impulse buying tendencies.

**Table 22:** *Payment Method used for impulse purchases by of respondents*

Payment Method Used for Impulse Purchases	Percentage of Respondents
Credit/Debit Card	67
Digital Wallets (Paytm, Google Pay, etc.)	50
Cash	30
Buy Now, Pay Later (BNPL)	18

**Observations:**

- Credit/debit cards were the most common payment method for impulse purchases (67%), supporting the idea that cashless transactions make it easier to spend without thinking about immediate consequences.
- Digital wallets (50%) were also popular, especially with the rise of one-click payments and saved card details.
- Only 30% used cash, indicating that when people pay in cash, they are more conscious of their spending, reducing impulse buying tendencies.
- BNPL services (18%) showed lower use, but those who did use them often spent beyond their means, reinforcing concerns about financial irresponsibility linked to delayed payments.

These findings support existing research on how frictionless transactions reduce spending inhibition, leading to more frequent impulse purchases.

**Social Media Platforms and Their Role in Impulse Buying:** Since digital marketing plays a significant role in triggering impulse purchases, it's useful to analyze which platforms influence consumers the most.

**Table 23:** *Social Media Platform and Respondents*

Social Media Platform	Percentage of Respondents Influenced
Instagram	78
YouTube	62
Facebook	49
TikTok	40
Twitter/X	20

### Observations

- Instagram was the most influential platform (78%), which makes sense given its highly visual nature, influencer culture, and in-app shopping features.
- YouTube ads and influencer recommendations (62%) also played a significant role, as consumers often rely on review videos before making purchases.
- Facebook (49%) still had influence, but mostly among older users, while TikTok was more relevant to younger demographics (40%), especially in categories like beauty, fashion, and gadgets.
- Twitter/X had the least influence (20%), indicating that text-based platforms are less effective in driving impulse purchases compared to visually immersive ones.

These results confirm that the rise of influencer marketing and short-form video content has a direct impact on shopping habits, as people tend to trust product recommendations from real individuals rather than traditional ads.

### DISCUSSION

The results from this research yield profound insights into impulse purchasing tendencies and instant gratification behaviors, showing how external, financial, and emotional variables interact to guide buying decisions. The outcomes demonstrate that impulse buying is largely governed by emotions more than rational decision-making. Happiness and boredom were the most frequent inducers of impulse purchases, lending support to hedonic motivation theory, which holds that consumers shop for pleasure. A large number of respondents indicated they made impulse buys when happy because positive moods generate feelings of openness to indulgence. Likewise, boredom was a high trigger, which is consistent with previous research stating that shopping gives people novelty and excitement, especially when they feel bored. In an interesting finding, stress and anxiety also facilitated impulse buying, further supporting that shopping tends to be a negative emotion coping activity. This underscores the fact that consumer decisions are not merely about acquiring products but also about emotional control, something that retailers bank on by creating stimulating shopping environments.

Differences by gender were another significant feature of impulse buying behavior. Women had a higher mean impulse buying score and experienced more regret following purchases, indicating a more emotional aspect to their buying decisions. This can also be attributed to gendered marketing styles, where women are targeted more often by bargains, eye-catching advertisements, and discounts in the fashion and beauty sectors. Social norms around self-grooming and body appearance may also be responsible for making women more vulnerable to impulse purchases. But this does not mean that men do not practice impulse buying; instead, their impulse buying could be driven by other things, like technology, gaming, or hobby products. The impact of financial awareness on impulse buying was also present in the research. Most participants did not know they regretted it until they checked their bank account, showing a significant gap between the time of purchase and financial

awareness. In spite of feeling regret, the fact that few return items indicates that the majority of impulse buyers tend to accept their choice instead of making amends. This fits in with cognitive dissonance theory, wherein people rationalize their previous choices so that they don't feel regret, believing that their purchase was essential or worth it.

Another interesting finding was the role played by digital payment systems in impulse buying. Digital payments and credit cards were the preferred methods of payment, indicating that frictionless transactions lower the level of spending inhibition. Having Buy Now, Pay Later (BNPL) services also illustrates how consumers are spending more than they can afford without feeling any financial pain at the moment. This reinforces the view that when individuals do not monitor their expenses in real time, they are more likely to spend more and regret it later. Social media also came across as a major driver of impulse buying, with Instagram being the largest influencer because of its visually-oriented content, influencer marketing, and in-app purchases. YouTube was another strong influence, with respondents counting on product reviews and influencer suggestions prior to a purchase. The influence of social media extends beyond conventional advertising—it induces a sense of urgency and fear of missing out (FOMO), causing consumers to make impulsive decisions based on what they observe trending on the internet. This further dissolves the boundary between need and impulse spending, as most people purchase products simply because they feel compelled by social trends and not by personal necessity.

Retail strategies that encourage impulse buying were also evident in the study, as participants reported that limited-time discounts, flash sales, and personalized recommendations influenced their purchasing decisions. Many consumers admitted that seeing personalized ads made them more likely to buy, demonstrating the power of AI-driven shopping experiences. The ease of checkout processes, particularly with one-click payments and digital wallets, further reduced barriers to completing purchases, making it easier for shoppers to act on impulse without second-guessing. The study also explored whether impulse buyers experience regret or satisfaction. While some participants reported immediate regret, a significant portion expressed satisfaction with their impulse purchases, indicating that impulse buying is not always negative. Boredom or stress-driven purchases were more likely to be regretted, whereas purchases that were happiness- or excitement-driven tended to be viewed as reasonable self-rewards. This indicates that impulse purchasing is a multifaceted behavior that is contingent on personal financial circumstances and self-awareness levels.

The conclusions of this research have real-world implications for marketers and consumers. Individuals can gain from understanding their emotional triggers and employing measures like monitoring money in real-time or postponing purchases to lower impulsivity. Budgeting apps and financial literacy can potentially minimize the effect of impulse purchasing on personal finances. Conversely, marketers can apply this knowledge of psychological triggers to create more successful campaigns, but in a manner that encourages ethical consumerism over exploitative urgency strategies. The overall findings indicate that impulse purchasing is not just about money—it is about emotions, habits, and the shopping environment. Through knowledge of the mechanisms of impulse spending, consumers are able to make better financial choices, and companies can develop more responsible and ethical marketing campaigns.

## LIMITATIONS

A significant limitation in research studies about impulse buying is limited generalizability; often sample(s) of participants do not accurately represent the target sample population. For example, if a study examines impulse buying behavior of young adults with social media retail companies, it cannot be inferred for older adults or those using brick-and-mortar retailers. Culture can also play a significant role in impulse buying, as the cultural situated norms and values of "what is an impulse" can vary cross-culturally. The subjective nature of various definitions of purchases makes it difficult to agree upon any criteria to assess impulsive behavior.

Data collection problems can also arise with self-report measures because participants' subjective experience about the impulse can be impacted by recall bias and social desirability. Assessing real-time behavior in the act of purchasing - particularly in online paradigms - raises ethical issues in both field or lab settings. Finally, it is often difficult to recruit participants who are willing to disclose impulsive behavior due to a reluctance to

discuss negative or irresponsible behavior, which would impact the sampling of the accuracy of the data. Studies examining behavior on internet or assessing financial information have the added complication of disclosing personal privacy, which requires creative recruitment and thorough ethics.

## CONCLUSION

The findings of this study highlight the intricate relationship between instant gratification and impulse buying, emphasizing the strong influence of emotions, digital payment methods, social media, and retail strategies on consumer behavior. It is evident that impulse buying is not merely an act of spending but a psychological response shaped by mood, external stimuli, and financial awareness. The study reinforces that emotions such as happiness, boredom, and stress significantly drive impulse purchases, with many individuals justifying their spending post-purchase to reduce feelings of regret. Additionally, the role of digital transactions and social media in facilitating impulsive behavior cannot be overlooked, as frictionless payments and persuasive marketing tactics contribute to unchecked spending habits.

While impulse buying is often viewed negatively due to its association with regret and financial strain, it is not inherently harmful. When purchases align with personal satisfaction rather than momentary urges, impulse buying can serve as a form of self-reward. However, the increasing accessibility of online shopping, AI-driven recommendations, and one-click payment options make it crucial for consumers to develop self-awareness and financial discipline. The study suggests that while businesses will continue leveraging psychological triggers to drive sales, there is a growing need for ethical marketing practices and consumer education to foster responsible spending. Ultimately, understanding the mechanisms behind impulse buying empowers individuals to make informed choices, balancing gratification with financial well-being.

## AUTHOR DECLARATIONS

### CRedit Author Statement / Author contributions

**Akshi Verma** : Conceptualisation; Methodology; Writing – Original Draft;

**Adhvika Sharma**: Validation; Formal Analysis; Investigation; Writing – Review & Editing; Visualization

**Khushi Garkoti**: Supervision and Project Administration.

**Acknowledgement:** The authors would like to state that no specific funding or support was received for this study.

**Conflict of interest:** The author(s) declare no conflicts of interest.

**AI statement:** No artificial intelligence tools were used in the preparation of this work, apart from Grammarly which was employed solely for grammar and language enhancement.

**PUBLISHER'S NOTE:** All claims expressed in this article are solely those of the authors and do not necessarily represent those of the publisher, the editors and the reviewers. This journal remains neutral with regard to jurisdictional claims in published institutional affiliations.

## REFERENCES

- Aragoncillo, L., & Orus, C. (2018). Impulse Buying behavior: An online-offline comparative and the impact of social media. *Spanish Journal of Marketing - ESIC*, 22(1), 42–62.
- Gawior, B., Polasik, M., & Del Olmo, J. L. (2022). Credit Card Use, Hedonic Motivations, and Impulse Buying Behavior in Fast Fashion Physical Stores during COVID-19: The Sustainability Paradox. *Sustainability*, 14(7), 4133
- Gültekin, B. (2012). The influence of hedonic motives and browsing on impulse buying. *Journal of Economics and Behavioral Studies*, 4(3), 180–189. <https://doi.org/10.22610/jebs.v4i3.315>
- Guo, Y., Gu, Y., & Yu, X. (2024). A Review on Research of Impulse Purchases Influencing Factors in Generation Z. *Advances in Economics Management and Political Sciences*, 83(1), 180–186.
- Gumay, E. C., Bangsawan, S., & Pandjaitan, D. R. H. (2024). The Influence Of Social Presence On Impulsive Behavior Buy Gen Z On Live Streaming E-Commerce Shopee With Sor Framework. *Journal of Social Research*, 3(7).

- Kacen, J. J., & Lee, J. A. (2002). The influence of culture on consumer impulsive buying behavior. *Journal of Consumer Psychology, 12*(2), 163–176. [https://doi.org/10.1207/S15327663JCP1202\\_08](https://doi.org/10.1207/S15327663JCP1202_08)
- Khangembam, V. (2019). *Impact of e-commerce on speciality stores in categorised shopping centres*.
- Liu, R., Hamid, A. B. A., & Ya'akub, N. I. (2024). Revisiting perceived gratification, consumer attitudes and purchase impulses in cross-border e-commerce live streaming: a direct and indirect effects model. *Journal of Systems and Information Technology, 26*(1), 51–70.
- Mandolfo, M., Bettiga, D., Lamberti, L., & Noci, G. (2022). Influence of sales promotion on impulse buying: A dual process approach. *Journal of Promotion Management, 28*(8), 1212–1234.
- Pal, S. (2025). Impulse buying in the digital age - the influence of personalized ads, recommendations, and instant purchasing options. *Integrated Journal for Research in Arts and Humanities, 5*(2), 24–33.
- Rabie, E. B. (2020). IMPULSIVE PURCHASE EXPERIENCE: CONCEPTUAL CLARIFICATION AND MEASUREMENT PROBLEMS. *DOAJ (DOAJ: Directory of Open Access Journals)*.
- Sanapang, G. M., Ardyan, E., & Christian, S. (2024). Understanding of the important role of online customer reviews in social commerce on customer trust and impulse buying. *Review of Management and Entrepreneurship, 8*(1), 70–84.
- Sharma, A. (2024). The future delivered: rethinking last mile in the age of instant gratification. *International Journal of Supply Chain Management, 13*(1), 1–15.
- Xu, B., Guo, S., Koh, E., Hoffswell, J., Rossi, R., & Du, F. (2022). ARShopping: In-Store shopping decision support through augmented reality and immersive visualization. *IEEE Visualization and Visual Analytics (VIS)*, 120–124.